

Source: Okayama University (JAPAN), Public Relations and Information Strategy

For immediate release: 09 May 2016

Okayama University research: Sticky molecules to tackle obesity and diabetes

(Okayama, 09 May) The overexpression of an adhesion molecule found on the surface of fat cells appears to protect mice from developing obesity and diabetes. The findings may fuel the development of new therapies targeting these diseases.

The molecular mechanisms that trigger the development of obesity and diabetes are still the subject of ongoing research. For example, limited information exists regarding the role of adhesion molecules in fat tissues – cell surface proteins that help cells stick to their surroundings or to each other. Scientists believe adhesion molecules may affect the build-up of excess fat during obesity. One such molecule, ACAM (adipocyte adhesion molecule), has been found on the surface of fat cells (or adipocytes) in rats, mice and humans, but its functional role remains unclear.

Now, Jun Wada and co-workers at Okayama University, Japan, have shown that transgenic mice engineered to express high levels of ACAM appear to be protected from developing obesity and diabetes.

The researchers generated mouse lines capable of higher levels of ACAM expression than wild-type mice. They engineered three groups of mice to express varying levels of ACAM expression driven varying promoter activities of ‘aP2’ – an adipocyte fatty acid binding protein. Fluorescent tagging also allowed the team to monitor how ACAM behaved, and how it influenced other molecules inside the body.

Wada’s team fed the mice on a high fat, high sugar diet. They found that, in the group with the highest levels of ACAM, the mice appeared to be completely protected from obesity and diabetes. ACAM was abundantly expressed on mature adipocyte plasma membranes, and interacted with two further molecules, myosin II-A and γ -actin. These interactions facilitated the formation of so-called ‘zonula adherens’ structures on the cell surface. The researchers believe the zonula adherens may increase the mechanical strength of the adipocyte cell surface, restricting increases in cell volume and the accumulation of fat cells. The resulting alterations in molecular signalling may also improve insulin sensitivity and glucose tolerance.

In their paper published in May 2016 in *Diabetes*, Wada's team hold great hopes for their results: "Our finding provides new therapeutic modalities targeting the processes of cell adhesion and actin polymerization of adipocytes in the treatment of obesity and diabetes."

Background

Cellular biology and obesity

Previous studies have shown that, when rats are fed a high-fat diet, the extracellular matrix (ECM) surrounding mature adipocytes undergoes remodelling. As the ECM is an important regulator of adipocyte functioning, it follows that this remodelling would have knock-on effects on the biology of the fat cells. The adhesion molecules on the adipocyte cell surfaces play a key role in interacting with, and binding to, the ECM, but little obesity-related research has focused on these crucial components, until now.

Methodology

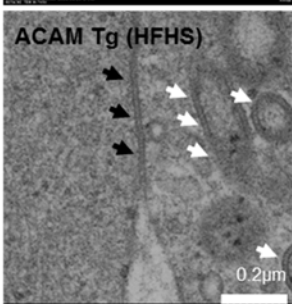
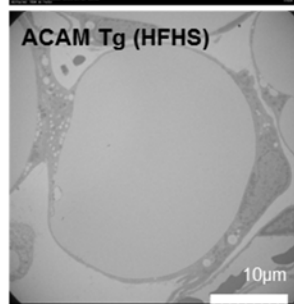
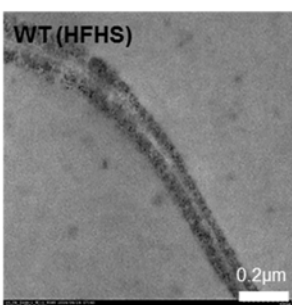
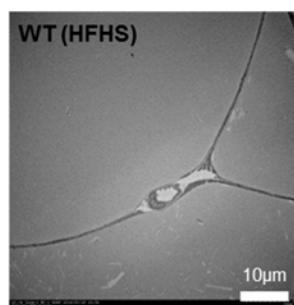
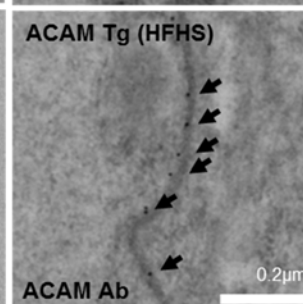
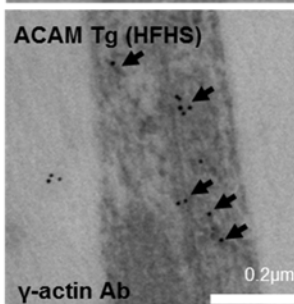
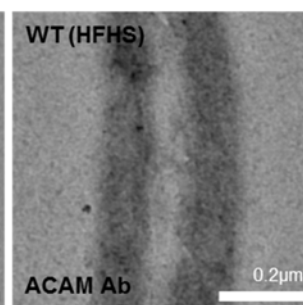
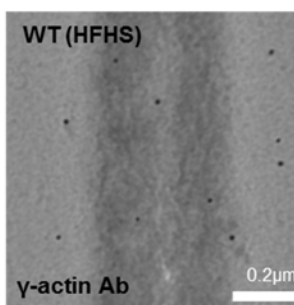
Wada and his team generated three lines of transgenic mice, with high, intermediate and low levels of ACAM, triggered by aP2 promoter. The groups of mice were fed on a high fat, high sugar diet of chow, and the researchers discovered that the group with high ACAM expression were protected from obesity and diabetes, despite their diet.

Compared with wild-type mice used as a control group, the body fat of the aP2-driven ACAM mice was significantly lower, and adipocyte size was considerably reduced.

ACAM was stained to show up on scans, so that the team could track its behavior in the body. They found that ACAM was expressed abundantly on adipocyte cell plasma membranes, and influenced the development of zonula adherens structures via γ -actin polymerization. The development of zonula adherens in turn may enhance the mechanical strength of the fat cell surface, reducing its ability to grow larger and increase in volume. The process also appears to have a knock-on effect improving insulin sensitivity and glucose tolerance by influencing signalling processes.

Future work

Targeting ACAM in this way could provide a candidate for new therapies, though extensive further research is required.

a**b****Caption**

Formation of zonula adherence in ACAM transgenic (Tg) mice associated with ACAM and γ -actin. **a.** The distance of plasma membranes between adjacent adipocytes is ~ 100 - 200 nm in wild type (WT) mice fed with high fat, high sugar (HFHS) diet. In ACAM Tg mice HFHS diet, the structure of zonula adherens with an intercellular space of ~ 10 - 20 nm appears (black arrows). Two layers of plasma membrane join in a linear and parallel pattern and demonstrate the folding into cytoplasm (white arrows). **b.** The zonula adherens in ACAM Tg mice fed with HFHS diet is associated with γ -actin and ACAM (black arrows).

Reference

Kazutoshi Murakami, Jun Eguchi, Kazuyuki Hida, Atsuko Nakatsuka, Akihiro Katayama, Miwa Sakurai, Haruki Choshi, Masumi Furutani, Daisuke Ogawa, Kohji Takei, Fumio Otsuka, and Jun Wada. The anti-obesity action of ACAM by modulating the dynamics of cell adhesion and actin polymerization in adipocytes. *Diabetes*, 2016 Mar 8.

DOI : 10.2337/db15-1304

<http://www.ncbi.nlm.nih.gov/pubmed/26956488>

Correspondence to

Professor Jun Wada, M.D., Ph.D.
Department of Medicine and Clinical Science,
Okayama University Graduate School of Medicine,
Dentistry, and Pharmaceutical Sciences, 2-5-1,
Shikata-cho, Kita-ku, Okayama 700-8558, Japan.
E-mail: junwada@okayama-u.ac.jp



Professor
Jun Wada



Dr.
Kazutoshi Murakami

Further information

Okayama University

1-1-1 Tsushima-naka , Kita-ku , Okayama 700-8530, Japan

Public Relations and Information Strategy

E-mail: www-adm@adm.okayama-u.ac.jp

Website: http://www.okayama-u.ac.jp/index_e.html

Okayama Univ. e-Bulletin: <http://www.okayama-u.ac.jp/user/kouhou/ebulletin/>

Okayama Univ. e-Bulletin (PDF Issues): <http://www.okayama-u.ac.jp/en/tp/cooperation/ebulletin.html>

About Okayama University (You Tube):

<https://www.youtube.com/watch?v=iDL1coqPRYI>

Okayama University Image Movie (You Tube):

<https://www.youtube.com/watch?v=WnbJVk2eIA>

<https://www.youtube.com/watch?v=KU3hOIXS5kk>

Okayama University Medical Research Updates (OU-MRU)

Vol.1 : [Innovative non-invasive 'liquid biopsy' method to capture circulating tumor cells from blood samples for genetic testing](#)

Vol.2 : [Ensuring a cool recovery from cardiac arrest](#)

Vol.3 : [Organ regeneration research leaps forward](#)

Vol.4 : [Cardiac mechanosensitive integrator](#)

Vol.5 : [Cell injections get to the heart of congenital defects](#)

Vol.6 : [Fourth key molecule identified in bone development](#)

Vol.7 : [Anticancer virus solution provides an alternative to surgery](#)

Vol.8 : [Light-responsive dye stimulates sight in genetically blind patients](#)

Vol.9 : [Diabetes drug helps towards immunity against cancer](#)

Vol.10 : [Enzyme-inhibitors treat drug-resistant epilepsy](#)

Vol.11 : [Compound-protein combination shows promise for arthritis treatment](#)

Vol.12 : [Molecular features of the circadian clock system in fruit flies](#)

Vol.13 : [Peptide directs artificial tissue growth](#)

Vol.14 : [Simplified boron compound may treat brain tumours](#)

Vol.15 : [Metamaterial absorbers for infrared inspection technologies](#)

Vol.16 : [Epigenetics research traces how crickets restore lost limbs](#)

Vol.17 : [Cell research shows pathway for suppressing hepatitis B virus](#)

Vol.18 : [Therapeutic protein targets liver disease](#)

Vol.19 : [Study links signalling protein to osteoarthritis](#)

Vol.20 : [Lack of enzyme promotes fatty liver disease in thin patients](#)

Vol.21 : [Combined gene transduction and light therapy targets gastric cancer](#)

Vol.22 : [Medical supportive device for hemodialysis catheter puncture](#)

Vol.23 : [Development of low cost oral inactivated vaccines for dysentery](#)

About Okayama University

Okayama University is one of the largest comprehensive universities in Japan with roots going back to the Medical Training Place sponsored by the Lord of Okayama and established in 1870. Now with 1,300 faculty and 14,000 students, the University offers courses in specialties ranging from medicine and pharmacy to humanities and physical sciences.

Okayama University is located in the heart of Japan approximately 3 hours west of Tokyo by Shinkansen.

